


air conditioners

floor/ceiling universal

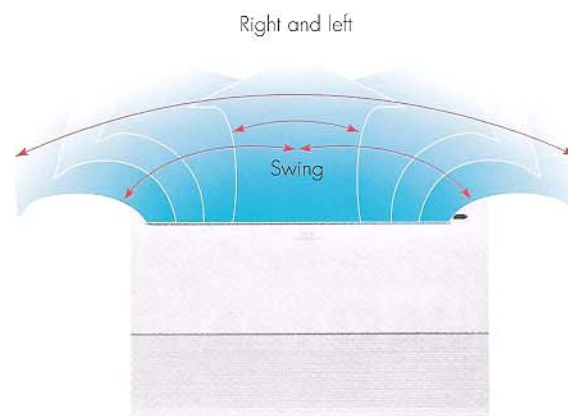


Universal Comfort

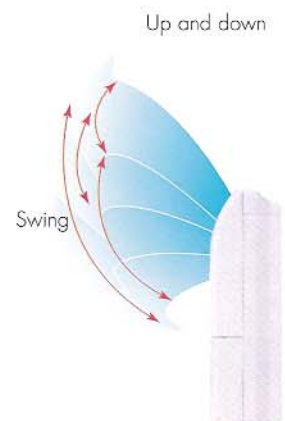
Fujitsu's leading edge in technological advancements means that air can be evenly spread over a designated area via their unique double auto swing mechanism, all controlled via remote control. Due to their slim and light-weight design, these conditioners are ideal either for the ceiling or floor without modification. Extremely quiet and energy efficient, they are ideal for private or commercial premises.

- Easy to fit to any ceiling
- Adjustable air-flow
- Programmable timer
- Auto-shut flaps
- Cooling / heating
- Ultra-quiet
- Washable air filter
- Easy-to-use remote controller
- Quick and easy installation

Double auto swing



Selectable 5-step



Selectable 7-step

FUJITSU

Cooling

Cooling/Heating

Specification	Indoor	ABY14A	ABY18A	ABY24A	ABY14R	ABY18R	ABY24R
	Outdoor	AOY14A	AOY18A	AOY24A	AOY14R	AOY18R	AOY24R
Super Power		✓	✓	✓	✓	✓	✓
Super Quiet		✓	✓	✓	✓	✓	✓
Moisture Removal		✓	✓	✓	✓	✓	✓
Twin Flow		✓	✓	✓	✓	✓	✓
Up/Down Swing Flaps		✓	✓	✓	✓	✓	✓
Right/Left Swing		✓	✓	✓	✓	✓	✓
Auto Flaps		✓	✓	✓	✓	✓	✓
Auto Shut Flaps		✓	✓	✓	✓	✓	✓
Auto Air Flow Adjustment		✓	✓	✓	✓	✓	✓
Auto Restart		✓	✓	✓	✓	✓	✓
Sleep Timer		✓	✓	✓	✓	✓	✓
Program Timer		✓	✓	✓	✓	✓	✓
Auto-Changeover					✓	✓	✓
Energy Save		✓	✓	✓	✓	✓	✓
Cold Air prevention					✓	✓	✓
Dimensions (HxWxD)	Indoor	199x990x655	199x990x655	199x990x655	199x990x655	199x990x655	199x990x655
	Outdoor	530x750x250	643x840x336	643x840x336	530x750x250	643x840x336	643x840x336
Capacity	Cooling kW	4.10	5.4	6.65	4.05	5.3	6.6
	Heating kW				5.00	5.6	7.7
Net weight (Kg)	Indoor	28	28	30	28	28	30
	Outdoor	37	66	67	38	68	68
Room Air Circulation (high)	m ³ /h	640	800	900	640	800	900
Power Supply	V - PH - HZ	240 - 1 - 50	240 - 1 - 50	240 - 1 - 50	240 - 1 - 50	240 - 1 - 50	240 - 1 - 50
Power Supply to		IN	IN	IN	IN	IN	IN
Running Current	A	8.3	9.4	12.7	8.0	9.4	13.0
Starting Current	A	33	50	61	33	50	61
Fuse Rating	A	15	20	30	15	20	30
Power Consumption	kW	1.80	2.15	2.68	1.76	2.15	2.70
Interconnecting cable		2+E	2+E	2+E	4+E	5+E	5+E
Remote Control Type		Wall/Handy	Wall/Handy	Wall/Handy	Wall/Handy	Wall/Handy	Wall/Handy
Noise levels dB(A)	Indoor	34/37/40	37/41.5/46	40/44/48	35/38/41	38/42.5/47	41/45/49
	Outdoor	49	56	56	49	56	56
Max pipe length	m	10	20	20	10	20	20
Max height difference	m	5	8	8	5	8	8
Refrigerant Charge	m	5	5	5	5	5	5
Pipe size (inches)	Gas	1/2	5/8	5/8	1/2	5/8	5/8
	Liquid	1/4	3/8	3/8	1/4	3/8	3/8
Min Outdoor Operation	°C dG/htg	21	21	21	21/0	0/0	0/0

Note: Fuse ratings shown are only for information. Any fuses or M.C.B.'s installed on-site should be sized in accordance with I.E.E. regulations.

Cooling & Heating capacities are based on the following conditions: **Cooling:** Indoor Temp.: 27°C DB/19°C WB Outdoor Temp.: 35°C DB/24°C WB **Heating:** Indoor Temp.: 20°C DB Outdoor Temp.: 7°C DB

Wall fixing/Hand held

For ABY14A/14R

For ABY18A/18R/24A/24R



purifiedair®

SPECIALISTS IN ENVIRONMENTAL CONTROL

Purified Air Ltd, Lyon House, Lyon Rd, Romford
Essex. RM1 2BG ENGLAND
Tel: 0800 0184000 Fax: 01708 721488
E-mail: enq@purifiedair.co.uk
website: www.purifiedair.co.uk



FUJITSU
air conditioning

The company reserves the right to make any variation in specification to the equipment described or to withdraw or replace products without prior notification or public announcement. All descriptions, illustrations, drawings and specifications in this publication present only general particulars and shall not form any part of any contract.